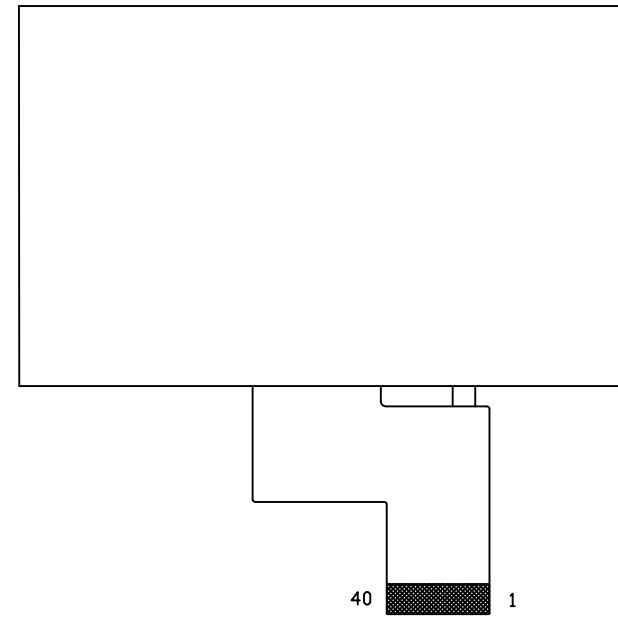
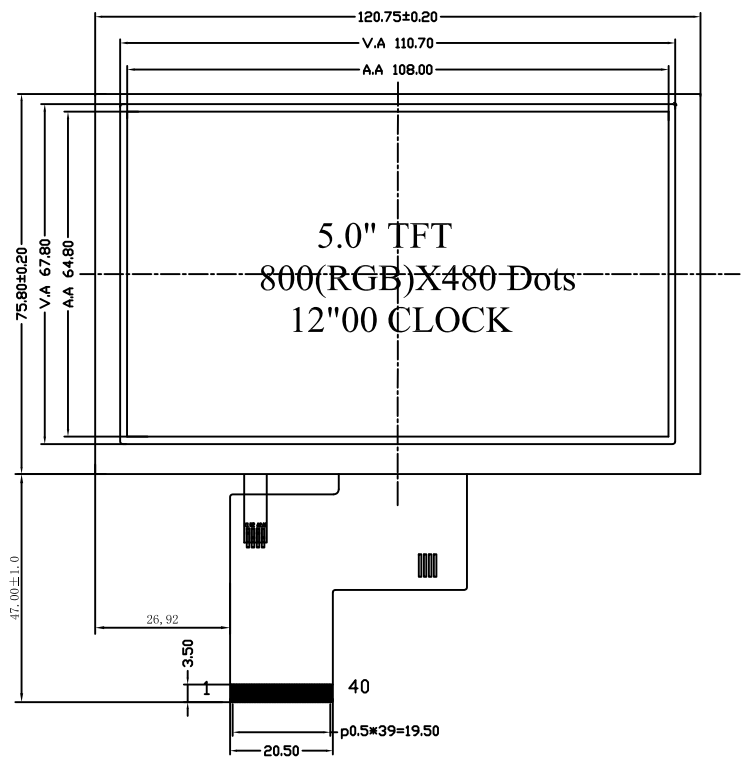
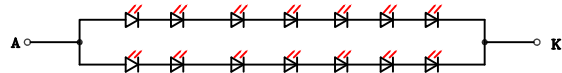
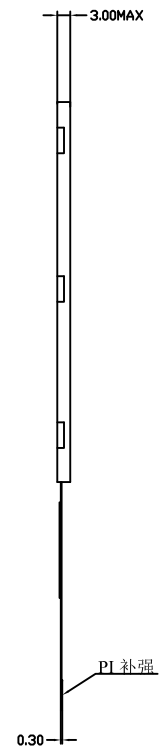


REV:	DESCRIPTION	BY	DATE
V1.0	NEW	SD-03	



1	LBD-K
2	LBD-A
3	GND
4	VDD
5	R0
6	R1
7	R2
8	R3
9	R4
10	R5
11	R6
12	R7
13	G0
14	G1
15	G2
16	G3
17	G4
18	G5
19	G6
20	G7
21	B0
22	B1
23	B2
24	B3
25	B4
26	B5
27	B6
28	B7
29	GND
30	CLK
31	DISP
32	BSTYNC
33	VSTYNC
34	DE
35	NC
36	GND
37	XR
38	YD
39	XZ
40	YU



CIRCUIT DIAGRAM

NOTES :

1. Display Type : 5.0" TFT
2. Viewing Direction : 12:00
3. Driver IC: OTA7001&OTD9960 CTP Driver IC: GT911
4. Logic Voltage : 3.3V
5. Operating Temperature : -20°~ +70°C
6. Storage Temperature : -30°~ +80°C
7. Requirements on Environmental Protection : ROHS

		SINDA DISPLAY TECHNOLOGY CO., LTD.	
SHEET: 1 of 1		MODEL NUMBER : SDT05004N-40	VERSION: 1.0
APPROVALS	DATE	GENERAL TOL: ± 0.2	
DWN	SD-03 201 8-07-06	DO NOT SCALE THIS DRAWING.	
CHK		UNITS: MM	
APP	SD-11 201 8-07-06	SCALE: 1:1	
		www.sindadisplay.com	