

8

7

6

5

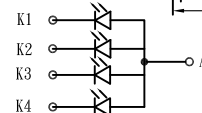
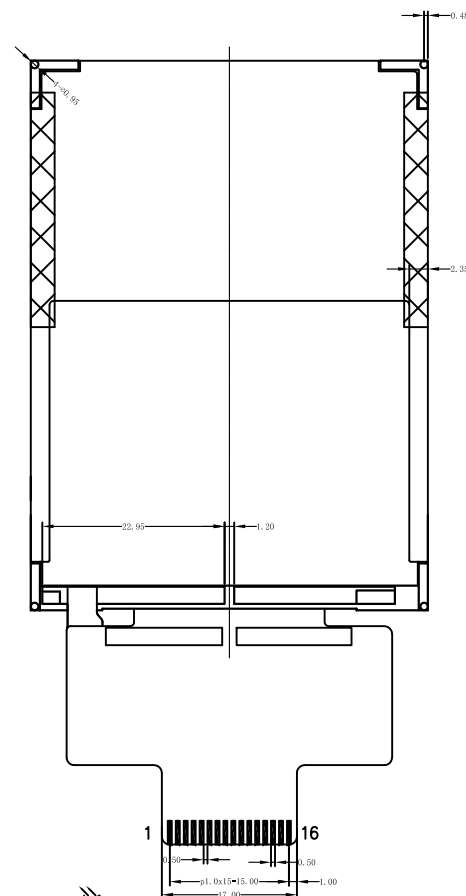
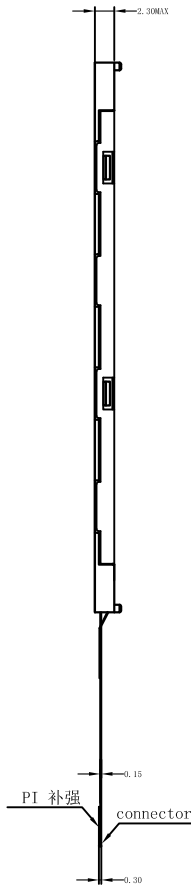
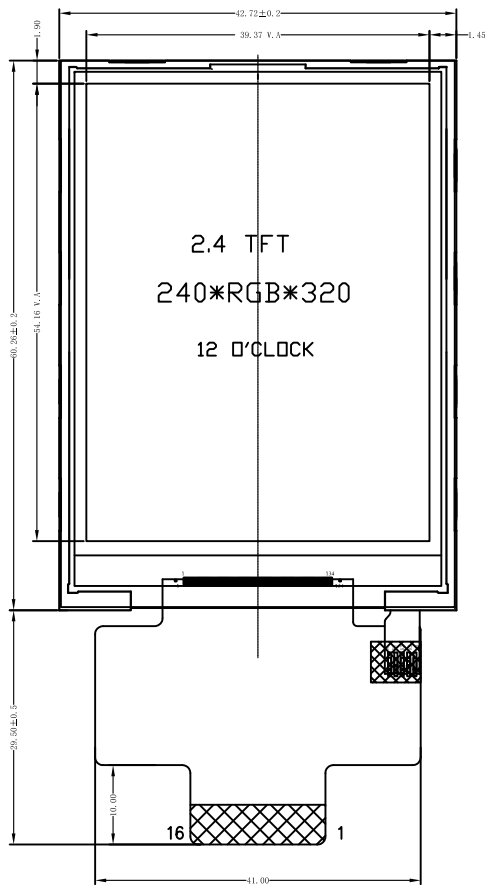
4

3

2

1

REV:	DESCRIPTION	BY	DATE
V1.0	NEW	SD-03	



IF=4*15mA

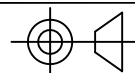
LED CIRCUIT DIAGRAM

- 1.BackLight:4 CHIP LEDS,parallel connection
- 2.BackLightLuminance:>3500cd/m2
- 3.Back Light Driver Voltage:3.0±0.2V
- 4.Back Light Circuit:60mA

1	GND
2	RS
3	CS
4	IOVCC
5	VCC
6	LEDA
7	LEDK
8	RESET
9	SCK
10	SDA
11	GND
12	XR
13	YD
14	XL
15	YU
16	GND

NOTES :

- 1.Display Type : TFT/262K colors
- 2.Viewing Direction : 12:00
- 3.Driver IC: ILI9341
- 4.Logic Voltage :3.3V
- 5.Interface:4-SPI
- 6.Operating Temperature : -20°~ +70°C
- 7.Storage Temperature : -30°~ +80°C
- 8.Requirements on Environmental Protection :ROHS



SINDA SINDA DISPLAY TECHNOLOGY CO., LTD.

SHEET: 1 of 1		
APPROVALS	DATE	
DWN	SD-03	2016-07-21
CHK		
APP	SD-11	2016-07-21

MODEL NUMBER :
SDT02401-A16

VERSION: 1.0	UNITS: MM
GENERAL TOL:± 0.2	
DO NOT SCALE THIS DRAWING.	

www.sindadisplay.com

SCALE: 1:1

8

7

6

5

4

3

2

1